

How to hand wash

1



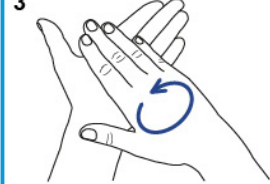
Wet hands with water.

2



Apply enough soap to cover all hand surfaces.

3



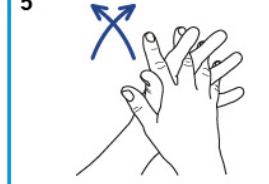
Rub hands palm to palm.

4



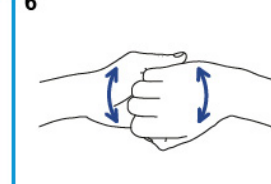
Right palm over the back of the other hand with interlaced fingers and vice versa.

5




Palm to palm with fingers interlaced.

6



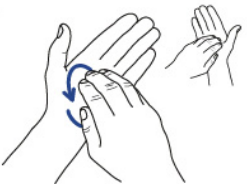
Backs of fingers to opposing palms with fingers interlocked.

7




Rotational rubbing of left thumb clasped in right palm and vice versa.

8




Rotational rubbing, backwards and forwards with clasped fingers of right hand in left palm and vice versa.

9



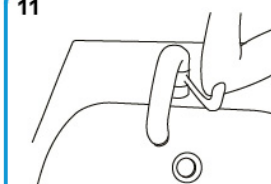
Rinse hands with water.

10



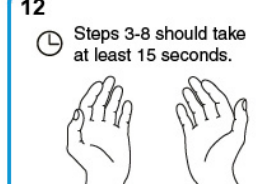
Dry thoroughly with towel.

11



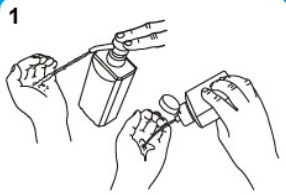
Use elbow to turn off tap.

12

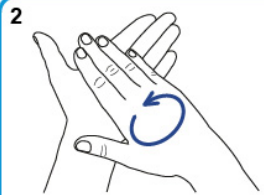


Steps 3-8 should take at least 15 seconds.
...and your hands are safe*.

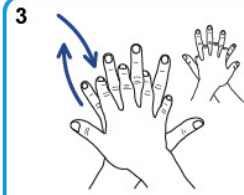
How to Hand Rub



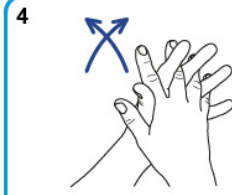
1 Apply a palmful of the product in a cupped hand and cover all surfaces.



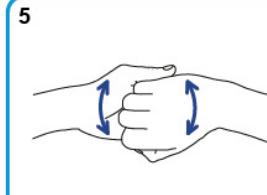
2 Rub hands palm to palm.



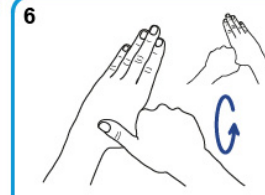
3 Right palm over the back of the other hand with interlaced fingers and vice versa.



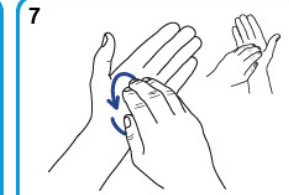
4 Palm to palm with fingers interlaced.



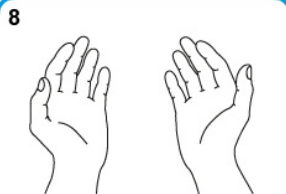
5 Backs of fingers to opposing palms with fingers interlocked.



6 Rotational rubbing of left thumb clasped in right palm and vice versa.



7 Rotational rubbing, backwards and forwards with clasped fingers of right hand in left palm and vice versa.



8 ...once dry, your hands are safe.