



KS2 Performance Outcomes-2023

	National			LA			School		
KS2 Reading AT	2023	2022	2019	2023	2022	2019	2023	2022	2019
All pupils	73%	74%	73%	74%	77%	77%	89%	86%	87%
KS2 Reading GD	2023	2022	2019	2023	2022	2019	2023	2022	2019
All pupils	29%	28%	27%	35%	30%	31%	48%	36%	33%
	National			LA			School		
KS2 Writing AT	2023	2022	2019	2023	2022	2019	2023	2022	2019
All pupils	71%	69%	78%	78%	77%	84%	88%	85%	89%
KS2 Writing GD	2023	2022	2019	2023	2022	2019	2023	2022	2019
All pupils	13%	13%	20%	18%	19%	25%	24%	22%	27%
	National			LA			School		
KS2 GaPS AT	2023	2022	2019	2023	2022	2019	2023	2022	2019
All pupils	72%	72%	78%	76.7	74.7%	81%	86%	89%	88%
KS2 GaPS GD	2023	2022	2019	2023	2022	2019	2023	2022	2019
All pupils	30%	45%	34.4%	36.1%	33.1%	39.9%	50%	45%	48.3%
	National			LA			School		
KS2 Maths AT	2023	2022	2019	2023	2022	2019	2023	2022	2019
All pupils	73%	71%	79%	77%	74%	81%	89%	86%	85%
KS2 Maths GD	2023	2022	2019	2023	2022	2019	2023	2022	2019
All pupils	21%	22%	27%	32%	28%	32%	51%	40%	35%
	National			LA			School		
KS2 Science AT	2023	2022	2019	2023	2022	2019	2023	2022	2019
All pupils	80%	79%	83%	83%	83%	87.1%	88%	88%	88%

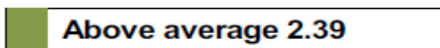
	National			LA			School		
	2023	2022	2019	2023	2022	2019	2023	2022	2019
Combined RWM AT	59%	59%	65%	65.8%	65.2%	69%	83%	75%	80%
Combined RWM GD	8%	7%	11%	10.3%	10.6%	13.9%	21%	20%	20.2%

Progress in reading, writing and maths

Reading

Number of pupils = 87

Pupils with adjusted scores = 2

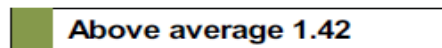


Confidence interval
1.1 to 3.7

Writing

Number of pupils = 88

Pupils with adjusted scores = 0

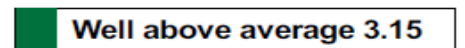


Confidence interval
0.2 to 2.7

Maths

Number of pupils = 87

Pupils with adjusted scores = 0



Confidence interval
1.9 to 4.4