












Year 4 Half-Termly Overview - Spring 2

Subject	Week 1	Week 2	Week 3	Week 4	Week 5	Week 6
English- Reading 	Text: Reading Plus Reading Skill: Fluency, comprehension and vocabulary	Text: Reading Plus Reading Skill: Fluency, comprehension and vocabulary	Text: Reading Plus Reading Skill: Fluency, comprehension and vocabulary	Text: Reading Plus Reading Skill: Fluency, comprehension and vocabulary	Text: Reading Plus Reading Skill: Fluency, comprehension and vocabulary	Text: Reading Plus Reading Skill: Fluency, comprehension and vocabulary
English- Writing 	Text: The Geat - The Story of Beowulf and Grendel Key focus: Character Description	Text: The Geat - The Story of Beowulf and Grendel Key focus: Setting Description	Text: The Geat - The Story of Beowulf and Grendel Key focus: Wanted Poster	Text: The Geat - The Story of Beowulf and Grendel Key focus: Wanted Poster	Text: The Geat - The Story of Beowulf and Grendel Key focus: Kennings Poem	Text: The Geat - The Story of Beowulf and Grendel Key focus: Kennings Poem
English- GPS 	Grammar: Demarcating sentences Spelling rule: Homophones	Grammar: Compound and complex sentences Spelling rule: S spelt as Sc	Grammar: Editing grammar Spelling rule: Homophones	Grammar: Nouns and verbs Spelling rule: Homophones	Grammar: Nouns and verbs Spelling rule: plural possessions	Grammar: Science Week Spelling rule: <i>sion</i>
Mathematics 	Maths unit: Time Key Learning: Converting 12 hour to 24 hours	Maths unit: Decimals Key Learning: Recognising quantities as decimals tenths	Maths unit: Decimals Key Learning: Adding and subtracting within one decimal place	Maths unit: Decimals Key Learning: Recognising quantities as decimals hundredths	Maths unit: Decimals Key Learning: To order and compare decimals up to two decimal places.	Maths unit: Decimals Key Learning: To multiply and divide decimals by 100.




Year 4 Half-Termly Overview - Spring 2

<p style="text-align: center;">Science</p> 	<p>Science unit: Science Retrieval</p> <p>Key Learning: Build on our knowledge of previous topics</p>	<p>Science unit: Sound</p> <p>Key Learning: To recap our learning within sound</p>	<p>Science unit: Sound</p> <p>Key Learning: To revisit pitch and understand the difference between a low and high pitch.</p>	<p>Science unit: States of matter</p> <p>Key Learning: Enhancing our understanding of the water cycle</p>	<p>Science unit: States of matter</p> <p>Key Learning: Enhancing our understanding of the water cycle.</p>	<p>Science unit: Science Week</p> <p>Key Learning: Observing over time investigation</p>
<p style="text-align: center;">Computing</p> 	<p>Computing unit: We Are Bloggers</p> <p>Key Learning: Identifying the features of a blog</p>	<p>Computing unit: We Are Bloggers</p> <p>Key Learning: To write a blog post</p>	<p>Computing unit: We Are Bloggers</p> <p>Key Learning: Commenting and adding pictures to our blog post.</p>	<p>Computing unit: We Are Musicians</p> <p>Key Learning: Creating a percussions loop</p>	<p>Computing unit: We Are Musicians</p> <p>Key Learning: Experimenting with touch instruments</p>	<p>Computing unit: We Are Musicians</p> <p>Key Learning: Create our tune using a piano roll view</p>
<p style="text-align: center;">Geography</p> 	<p>Geography unit: Comparing Greater London and Île-de-France</p> <p>Key Learning: Comparing human and physical features of London and Île-de-France</p>	<p>Geography unit: Comparing Greater London and Île-de-France</p> <p>Key Learning: Comparing key features of settlements in London and Île-de-France</p>	<p>Geography unit: Comparing Greater London and Île-de-France</p> <p>Key Learning: The difference of land use in London and in Île-de-France.</p>	<p>Geography unit: Comparing Greater London and Île-de-France</p> <p>Key Learning: Understanding the differences between London and Île-de-France.</p>	<p>Geography unit: Comparing Greater London and Île-de-France</p> <p>Key Learning: Understanding the differences between London and Île-de-France.</p>	<p>Science week:</p>

Year 4 Half-Termly Overview - Spring 2

<p style="text-align: center;">Art</p> 	<p>Art Focus: Sculpture and 3D</p> <p>Key Learning: Artist Study Anglo Saxon Art</p>	<p>Art Focus: Sculpture and 3D</p> <p>Key Learning: Artist Study Anglo Saxon Art</p>	<p>Art Focus: Sculpture and 3D</p> <p>Key Learning: To develop ideas for 3D work through drawing and visualisation in 2D.</p>	<p>Art Focus: Sculpture and 3D</p> <p>Key Learning: To develop ideas for 3D work through drawing and visualisation in 2D.</p>	<p>Art Focus: Sculpture and 3D</p> <p>Key Learning: To develop ideas for 3D work through drawing and visualisation in 2D.</p>	<p>Art Focus: Sculpture and 3D</p> <p>Key Learning: To compare my sculpture with another's sculptor's work.</p>
<p style="text-align: center;">DT</p> 	<p>DT Unit: Textiles</p> <p>Key Learning:</p> <ul style="list-style-type: none"> - Design a brief for an Anglo-Saxon pouch - Apply cross-stitch skills when creating an Anglo-Saxon pouch - Evaluate my design of my Anglo-Saxon pouch <p>Outcome: Create an Anglo-Saxon Pouch</p>					
<p style="text-align: center;">RE</p> 	<p>Key Question: Why is Jesus Inspiring to some people?</p> <p>Key Learning: Identify the important parts of lent.</p>	<p>Key Question: Why is Jesus Inspiring to some people?</p> <p>Key Learning: Identify the feelings associated with Easter</p>	<p>Key Question: Why is Jesus Inspiring to some people?</p> <p>Key Learning: Understand what different types of cross represent.</p>	<p>Key Question: Why is Jesus Inspiring to some people?</p> <p>Key Learning: Understand the Easter Story and what it meant for Christians</p>	<p>Key Question: Why is Jesus Inspiring to some people?</p> <p>Key Learning: Understand the Easter Story and what it meant for Christians</p>	<p>Key Question: Why is Jesus Inspiring to some people?</p> <p>Key Learning: Understand the Easter Story and what it meant for Christians</p>
<p style="text-align: center;">PSHE/RSE</p> 	<p>PSHE Unit: Rights and Respect</p> <p>Key Learning: Identify who keeps healthy and safe</p>	<p>PSHE Unit: Rights and Respect</p> <p>Key Learning: Knowing my rights and responsibilities</p>	<p>PSHE Unit: Rights and Respect</p> <p>Key Learning: Understanding the difference within a democratic process.</p>	<p>PSHE Unit: Rights and Respect</p> <p>Key Learning: Giving my opinion based on facts and how influences</p>	<p>PSHE Unit: Rights and Respect</p> <p>Key Learning: Identifying who has power to make changes in the UK.</p>	<p>PSHE Unit: Rights and Respect</p> <p>Key Learning: Defining terms relating to finance.</p>

Year 4 Half-Termly Overview - Spring 2

<p style="text-align: center;">PE</p> 	<p>PE Unit: Orienteering</p> <p>Key Learning: Learning how to set / orientate a simple map using known features</p>	<p>PE Unit: Orienteering</p> <p>Key Learning: How to set / orientate a simple map using north.</p>	<p>PE Unit: Orienteering</p> <p>Key Learning: How to set / orientate a simple map using the start and known features</p>	<p>PE Unit: Orienteering</p> <p>Key Learning: Applying the skills of setting, folding and thumbing the map whilst orienteering.</p>	<p>PE Unit: Orienteering</p> <p>Key Learning: The skills of setting, folding and thumbing the map whilst orienteering</p>	<p>PE Unit: Orienteering</p> <p>Key Learning: Apply the skills of setting, folding and thumbing the map whilst orienteering.</p>
	<p>PE Unit: Tag Rugby</p> <p>Key Learning: Develop passing and moving</p>	<p>PE Unit: Tag Rugby</p> <p>Key Learning: Introducing the skills into a game situation</p>	<p>PE Unit: Tag Rugby</p> <p>Key Learning: Develop the skill of defending</p>	<p>PE Unit: Tag Rugby</p> <p>Key Learning: Defending in game situations</p>	<p>PE Unit: Tag Rugby</p> <p>Key Learning: Combining passing and moving to create and attack and score.</p>	<p>PE Unit: Tag Rugby</p> <p>Key Learning: Applying the skills of Tag Rugby into a game situation</p>
<p style="text-align: center;">Music</p> 	<p>Music Unit: Lean on me</p> <p>Key Learning: Listening and appraising the song</p>	<p>Music Unit: Lean on me</p> <p>Key Learning: Learning the song</p>	<p>Music Unit: Lean on me</p> <p>Key Learning: Listening and appraising the song</p>	<p>Music Unit: Lean on me</p> <p>Key Learning: Improvise with the song</p>	<p>Music Unit: Lean on me</p> <p>Key Learning: Compose with the song</p>	<p>Music Unit: Lean on me</p> <p>Key Learning: Performing and evaluating</p>
<p style="text-align: center;">MFL</p> 	<p>MFL Unit: Portraits</p> <p>Key Learning: Getting French adjectives to agree</p>	<p>MFL Unit: Portraits</p> <p>Key Learning: Understand a simple description of hair and eye colour.</p>	<p>MFL Unit: Portraits</p> <p>Key Learning: Create simple and descriptive sentences</p>	<p>MFL Unit: Portraits</p> <p>Key Learning: Describing personality traits in French</p>	<p>MFL Unit: Portraits</p> <p>Key Learning: Describing a portrait of their friend in French</p>	<p>Science week.</p>