


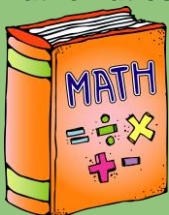









Year 4 Half-Termly Overview - Summer 1

Subject	Week 1	Week 2	Week 3	Week 4	Week 5	Week 6
English- Reading 	Text: The Amazing Story of Adolphus Tips Reading Skill: Vocabulary	Text: The Amazing Story of Adolphus Tips Reading Skill: Inference	Text: Heat Wave Raises Lost 'Atlantis' Village from Its Watery Grave Reading Skill: Vocabulary	Text: The Secret World of Polly Flint Reading Skill: Vocabulary	Text: The Secret World of Polly Flint Reading Skill: Inference	Text: Threats to African Elephants Reading Skill: Vocabulary
English- Writing 	Text: Viking Boy Key focus: Non - Chronological report	Text: Viking Boy Key focus: Non - Chronological report	Text: Viking Boy Key focus: Persuasive Speech	Text: Viking Boy Key focus: Persuasive Speech	Text: Viking Boy Key focus: Set of instructions	Text: Viking Boy Key focus: Set of instructions
English- GPS 	Grammar: Demarcating sentences Spelling rule: ous endings	Grammar: Demarcating sentences Spelling rule: Homophones	Grammar: Compound and complex sentences Spelling rule: Homophones	Grammar: Compound and complex sentences Spelling rule: -eous endings	Grammar: Vocabulary Spelling rule: -ious endings	Grammar: Fronted adverbials Spelling rule: Vowel suffixes
Mathematics 	Maths unit: Area and Perimeter Key Learning: Perimeter within rectangles and compound shapes	Maths unit: Area and Perimeter Key Learning: Area of a shape	Maths unit: Solving measure and money problems Key Learning: Converting between units of measure	Maths unit: Solving measure and money problems Key Learning: Solving measure problems	Maths unit: Solving measure and money problems Key Learning: Solving money problems	Maths unit: Solving measure and money problems Key Learning: Solving money problems
Science	Science unit: Animals including humans	Science unit: Animals including humans	Science unit: Animals including humans	Science unit: Animals including humans	Science unit: Animals including humans	Science unit: Animals including humans



Year 4 Half-Termly Overview - Summer 1

	<p>Key Learning: Explore vocabulary and ask questions about the nit</p>	<p>Key Learning: The digestive system</p>	<p>Key Learning: Identify the different teeth and describe their functions.</p>	<p>Key Learning: Plan and carry out an investigation.</p>	<p>Key Learning: Construct and interpret a variety of food chains.</p>	<p>Key Learning: Understand what producers, predators and prey are</p>
<p style="text-align: center;">Computing</p> 	<p>Computing unit: We are Artists</p> <p>Key Learning: I can create simple tessellations using Inkscape.</p>	<p>Computing unit: We are Artists</p> <p>Key Learning: I can create more complex tessellations using Inkscape.</p>	<p>Computing unit: We are Artists</p> <p>Key Learning: I can program Islamic-style art in Scratch.</p>	<p>Computing unit: We are Artists</p> <p>Key Learning: I can create a repeating pattern in Scratch.</p>	<p>Computing unit: We are Artists</p> <p>Key Learning: I can use Inkscape to create art inspired by the later work of Bridget Riley.</p>	<p>Computing unit: We are Artists</p> <p>Key Learning: I can create art using Inkscape inspired by the early style of Bridget Riley.</p>
<p style="text-align: center;">History</p> 	<p>History unit: The Anglo-Saxons and Vikings</p> <p>Key Learning: I can explain what life was like in England at the end of the 4th century as a result of the struggles of the Roman Empire</p>	<p>History unit: The Anglo-Saxons and Vikings</p> <p>Key Learning: I can carry out an enquiry to find out how life changed in England after the fall of the Roman Empire.</p>	<p>History unit: The Anglo-Saxons and Vikings</p> <p>Key Learning: I can explore why the Anglo-Saxons left their homelands to settle in Britain.</p>	<p>History unit: The Anglo-Saxons and Vikings</p> <p>Key Learning: I can use recounts as sources to interpret how Anglo-Saxon Britain was ruled.</p>	<p>History unit: The Anglo-Saxons and Vikings</p> <p>Key Learning: I can review the significance of St Augustine on religion in Anglo-Saxon England</p>	<p>History unit: The Anglo-Saxons and Vikings</p> <p>Key Learning: I can use a variety of sources of evidence to deduce information about the Anglo-Saxons.</p>

Year 4 Half-Termly Overview - Summer 1

<p style="text-align: center;">Art</p> 	<p>Art Focus: Sculpture and 3D</p> <p>Key Learning: Anglo Saxon Craft and Designer Study</p>	<p>Art Focus: Sculpture and 3D</p> <p>Key Learning: Anglo Saxon Craft and Designer Study</p>	<p>Art Focus: Sculpture and 3D</p> <p>Key Learning: To use more complex techniques to shape materials. To draw a simple design for a three-dimensional piece.</p>	<p>Art Focus: Sculpture and 3D</p> <p>Key Learning: To use tools and my hands to carve, model and refine my sculpture. To work safely with the carving tools.</p>	<p>Art Focus: Sculpture and 3D</p> <p>Key Learning: To use tools and my hands to carve, model and refine my sculpture. To work safely with the carving tools.</p>	<p>Art Focus: Sculpture and 3D</p> <p>Key Learning: To consider the effect of how sculpture is displayed.</p>
<p style="text-align: center;">RE</p> 	<p>Key Question: What does it mean to be a Hindu in Britain today?</p> <p>Key Learning: Hindu Dharma</p>	<p>Key Question: How and why do many Hindu's perform puja?</p> <p>Key Learning: Hindu Dharma</p>	<p>Key Question: What is Dharma?</p> <p>Key Learning: Hindu Dharma</p>	<p>Key Question: What does the Ramayana tell many Hindus about Dharma?</p> <p>Key Learning: Hindu Dharma</p>	<p>Key Question: How and why do many Hindus celebrate Diwali?</p> <p>Key Learning: Hindu Dharma</p>	<p>Key Question: Can I plan a Diwali celebration for my local community?</p> <p>Key Learning: Hindu Dharma</p>
<p style="text-align: center;">PSHE/RSE</p> 	<p>PSHE Unit: Being my best</p> <p>Key Learning: What makes me Me!</p>	<p>PSHE Unit: Being my best</p> <p>Key Learning: Making choices</p>	<p>PSHE Unit: Being my best</p> <p>Key Learning: SCARF Hotel</p>	<p>PSHE Unit: Being my best</p> <p>Key Learning: Harold's Seven R's</p>	<p>PSHE Unit: Being my best</p> <p>Key Learning: My school community</p>	<p>PSHE Unit: Being my best</p> <p>Key Learning: Basic first aid</p>
<p style="text-align: center;">PE</p> 	<p>PE Unit: Tennis</p> <p>Key Learning: The focus of learning is to develop pupils' ability and understanding of how to create space to win a point when playing on a court with a net.</p>	<p>PE Unit: Tennis</p> <p>Key Learning: The focus of learning is to develop pupils' ability and understanding of how to create space to win a point when playing with a wall.</p>	<p>PE Unit: Tennis</p> <p>Key Learning: The focus of learning is to introduce the forehand shot using hands to hit the ball against a wall.</p>	<p>PE Unit: Tennis</p> <p>Key Learning: The focus of learning is to introduce the forehand shot using rackets to hit the ball over a net.</p>	<p>PE Unit: Tennis</p> <p>Key Learning: The focus of learning is to develop the forehand shot using hands and/or rackets to hit the ball with increasing accuracy.</p>	<p>PE Unit: Tennis</p> <p>Key Learning: The focus of the learning is to bring together the suggested sequence of learning into a level 1 tournament.</p>

Year 4 Half-Termly Overview - Summer 1

	<p>PE Unit: Problem Solving</p> <p>Key Learning: Communication working within a team</p>	<p>PE Unit: Problem Solving</p> <p>Key Learning: What makes an effective team</p>	<p>PE Unit: Problem Solving</p> <p>Key Learning: What are your responsibilities?</p>	<p>PE Unit: Problem Solving</p> <p>Key Learning: What strategies and tactics can we use?</p>	<p>PE Unit: Problem Solving</p> <p>Key Learning: What are the consequences of not collaborating effectively?</p>	<p>PE Unit: Problem Solving</p> <p>Key Learning: Why do some teams win and some teams lose?</p>
<p>Music</p> 	<p>Music Unit: Blackbird</p> <p>Key Learning: Listen and appraise the song</p>	<p>Music Unit: Blackbird</p> <p>Key Learning: Listen and appraise the song</p>	<p>Music Unit: Blackbird</p> <p>Key Learning: Learn to sing the song</p>	<p>Music Unit: Blackbird</p> <p>Key Learning: Play your instruments along with the song</p>	<p>Music Unit: Blackbird</p> <p>Key Learning: Play your instruments along with the song</p>	<p>Music Unit: Blackbird</p> <p>Key Learning: Improvise with the song</p>
<p>MFL</p> 	<p>MFL Unit: French food (Miam, miam!)</p> <p>Key Learning: Ordering food and drink in a French café</p>	<p>MFL Unit: French food (Miam, miam!)</p> <p>Key Learning: Managing money in French</p>	<p>MFL Unit: French food (Miam, miam!)</p> <p>Key Learning: French shops</p>	<p>MFL Unit: French food (Miam, miam!)</p> <p>Key Learning: French food</p>	<p>MFL Unit: French food (Miam, miam!)</p> <p>Key Learning: French food – le menu</p>	<p>MFL Unit: French food (Miam, miam!)</p> <p>Key Learning: French food – le menu</p>