








Year 5 Half-Termly Overview – Summer 2




#

Subject	Week 1	Week 2	Week 3	Week 4	Week 5	Week 6	Week 7
English- Reading 	Text: Fiction- The Last Chance Hotel, by Nicki Thornton Reading Skill: Inference	Text: Fiction- The Last Chance Hotel, by Nicki Thornton Reading Skill: Inference	Text: Fiction- The London Mystery, by Siobhan Dowd Reading Skill: Inference	Text: Fiction- The London Mystery, by Siobhan Dowd Reading Skill: Summarising	Text: Non-fiction information text- Laws Affecting Women, by Emmeline Pankhurst Reading Skill: Summarising	Text: Non-fiction information text- Laws Affecting Women, by Emmeline Pankhurst Reading Skill: Summarising	Text: Non-fiction information text- Laws Affecting Women, by Emmeline Pankhurst Reading Skill: Summarising
English- Writing 	Text: The song of Hiawatha Key focus: To plan and write a poem using a range of descriptive language techniques.	Text: The song of Hiawatha Key focus: To plan and write a poem using a range of descriptive language techniques.	Text: Snow White in New York Key focus: To write a setting and character description.	Text: Snow White in New York Key focus: To plan and write a fairytale style narrative.	Text: Snow White in New York Key focus: To plan and write a fairytale style narrative.	Text: Snow White in New York Key focus: To plan and write a fairytale style narrative.	Text: Snow White in New York Key focus: To plan and write a fairytale style narrative.
English- GPS 	Grammar: Using semi-colons to mark the boundary between two main clauses. Spelling rule: Homophones	Grammar: Using modal verbs to show how likely something is to happen. Spelling rule: Homophones	Grammar: To be able to use the present perfect tense correctly. Spelling rule: Silent letters	Grammar: To be able to use the past perfect tense correctly. Spelling rule: Hyphenated words	Grammar: To be able to use the present perfect tense correctly. Spelling rule: I before e	Grammar: To be able to use the present perfect tense correctly. Spelling rule: I before e exceptions	Grammar: To be able to use the present perfect tense correctly. Spelling rule: I before e exceptions
Mathematics 	Maths unit: Calculating with whole numbers and decimals U11 Key Learning: To be able to add, subtract, multiply and divide	Maths unit: Calculating with whole numbers and decimals U11 Key Learning: To be able to add, subtract, multiply and divide	Maths unit: 2D & 3D Shape U12 Key Learning: Recognise and create 2d & 3d shapes including	Maths unit: 2D & 3D Shape U12 Key Learning: Recognise and create 2d & 3d shapes including	Maths unit: Volume Key Learning: To be able to estimate volume and capacity time.	Maths unit: Volume Key Learning: To be able to estimate volume and capacity time.	Maths unit: Problem solving Key Learning: Developing problem solving strategies. Also looking at the



Year 5 Half-Termly Overview – Summer 2

	decimals.	decimals..	circles	circles	To be able to calculate different equations using cubic centimetres.	To be able to calculate different	mean and average.
Science 	Science unit: Living things and their Habitats. Key Learning: To be able to discuss the seven life processes.	Science unit: Living things and their Habitats. Key Learning: To be able to explain how mammals reproduce.	Science unit: Living things and their Habitats. Key Learning: To be able to explain how animals reproduce.	Science unit: Living things and their Habitats. Key Learning: To be able to understand reproduction in plants	Science unit: Living things and their Habitats. Key Learning: To be able to describe the differences in the life cycles of mammals, amphibians, reptiles, insects and birds.	Science unit: Living things and their Habitats. Key Learning: To be able to explain the life cycle of plants.	Science unit: Living things and their Habitats. Key Learning: To be able to explain the life cycle of plants.
Computing 	Computing unit: We are VR designers. Key Learning: To experiment with virtual and augmented reality.	Computing unit: We are VR designers. Key Learning: To create and upload a 360 degrees photograph to street view.	Computing unit: We are VR designers. Key Learning: To use QR codes to link digital content to physical objects.	Computing unit: We are VR designers. Key Learning: To navigate and interact with VR scenes in CoSpaces	Computing unit: We are VR designers. Key Learning: To create a static scene in CoSpaces	Computing unit: We are VR designers. Key Learning: To program interaction with objects in CoSpaces	Computing unit: We are VR designers. Key Learning: To program interaction with objects in CoSpaces
Geography 	Geography unit: My region and the western United States. Key Learning: To be able to name the features of a mountain and	Geography unit: My region and the western United States. Key Learning: To identify different climate zones and	Geography unit: My region and the western United States. Key Learning: To explain what a vegetation belt is and	Geography unit: My region and the western United States. Key Learning: To create a case study fact file about Mount St Helens.	Geography unit: My region and the western United States. Key Learning: To locate and identify key settlements and	Geography unit: My region and the western United States. Key Learning: To use statistics to make fair comparisons	Geography unit: My region and the western United States. Key Learning: To use statistics to make fair comparisons



Year 5 Half-Termly Overview – Summer 2

	compare the Rocky Mountains with mountains in the UK.	describe their conditions.	what we can learn from them.		compare population and population densities.	between the geography of my region and the Western United States.	between the geography of my region and the Western United States.
Art 	Art Focus: Craft and Design Key Learning: Artist Study Friedensreich - extend research on buildings	Art Focus: Craft and Design Key Learning: To apply an understanding of architecture to design a building.	Art Focus: Craft and Design Key Learning: To apply an understanding of architecture to design a building. To design a building, following a brief	Art Focus: Craft and Design Key Learning: To apply an understanding of architecture to design a building. To design a building, following a brief	Art Focus: Craft and Design Key Learning: To apply composition skills to develop a drawing into print. To select an interesting area from my house drawing using cropping methods.	Art Focus: Craft and Design Key Learning: To evaluate my composition and print.	Art Focus: Craft and Design Key Learning: To evaluate my composition and print.
DT 	DT Unit: Pop-up fairy-tale book Key Learning: <ul style="list-style-type: none"> - To be able to identify and evaluate different mechanisms in pop up books. <ul style="list-style-type: none"> - To be able to design a pop-up book. <ul style="list-style-type: none"> - To be able to follow my design brief to make a pop-up book. - To be able to use layers and spacers to cover the working of the mechanisms. <ul style="list-style-type: none"> - To be able to create a high-quality product for a target user. 						
RE 	Key Question: What does it mean to be a Muslim in Britain? Key Learning: To explain how Zakat (charity) is important to Muslims.	Key Question: What does it mean to be a Muslim in Britain? Key Learning: To explain why Sawm (fasting) is important to Muslims.	Key Question: What does it mean to be a Muslim in Britain? Key Learning: To explain why Hajj (pilgrimage to Mecca) is important to Muslims.	Key Question: What does it mean to be a Muslim in Britain? Key Learning: To discuss what is important to Muslims.	Key Question: What does it mean to be a Muslim in Britain? Key Learning: To discuss what is important to Muslims and what is important to themselves.	Key Question: What does it mean to be a Muslim in Britain? Key Learning: To discuss what is important to Muslims and what is important to themselves.	Key Question: What does it mean to be a Muslim in Britain? Key Learning: To discuss what is important to Muslims and what is important to themselves.

Year 5 Half-Termly Overview – Summer 2

<p>PSHE/RSE</p> 	<p>PSHE Unit: Being My Best</p> <p>Key Learning: To recognise the importance of first aid. To explain when first aid may be needed and how to respond in certain situations.</p>	<p>PSHE Unit: Growing and Changing</p> <p>Key Learning: To use a range of words and phrases to describe the intensity of different feelings.</p>	<p>PSHE Unit: Growing and Changing</p> <p>Key Learning: To be able to identify when I need help and can identify trusted adults in my life who can help me.</p>	<p>PSHE Unit: Growing and Changing</p> <p>Key Learning: To understand and explain why puberty happens.</p>	<p>PSHE Unit: Growing and Changing</p> <p>Key Learning: To understand the key facts of the menstrual cycle.</p>	<p>PSHE Unit: Growing and Changing</p> <p>Key Learning: To understand the changes that happen during puberty.</p>	<p>PSHE Unit: Growing and Changing</p> <p>Key Learning: To understand the changes that happen during puberty.</p>
<p>PE</p> 	<p>PE Unit: Cricket</p> <p>Key Learning: To be able to refine pupils' understanding of batting, applying simple batting tactics into mini games.</p>	<p>PE Unit: Cricket</p> <p>Key Learning: To be able to refine pupils' understanding of bowling, applying simple bowling tactics into mini games.</p>	<p>PE Unit: Cricket</p> <p>Key Learning: To be able to refine pupils' fielding skills; catching, stopping and throwing.</p>	<p>PE Unit: Cricket</p> <p>Key Learning: To be able to apply pupils' knowledge and understanding of fielding to create and apply tactics to prevent the batters from scoring runs.</p>	<p>PE Unit: Cricket</p> <p>Key Learning: To be able to refine batting, creating and applying batting tactics into game scenarios.</p>	<p>PE Unit: Cricket</p> <p>Key Learning: To be able to bring together all of their skills into a mini game.</p>	<p>PE Unit: Cricket</p> <p>Key Learning: To be able to bring together all of their skills into a mini game.</p>
	<p>PE Unit: Athletics</p> <p>Key Learning: The focus of the learning is to develop pupils' understanding of how to finish a sprinting race, maintaining their speed until they cross the line.</p>	<p>PE Unit: Athletics</p> <p>Key Learning: The focus of the learning is to consolidate pupils' knowledge, understanding and ability to sprint effectively.</p>	<p>PE Unit: Athletics</p> <p>Key Learning: The focus of the learning is to consolidate pupils' knowledge, understanding and ability to sprint setting their own personal best.</p>	<p>PE Unit: Athletics</p> <p>Key Learning: The focus of the learning is to consolidate running as part of a team.</p>	<p>PE Unit: Athletics</p> <p>Key Learning: The focus of the learning is to develop pupils' understanding of throwing for distance.</p>	<p>PE Unit: Athletics</p> <p>Key Learning: The focus of the learning is to explore and develop an understanding of how to hurdle safely, applying the correct technique.</p>	<p>PE Unit: Athletics</p> <p>Key Learning: The focus of the learning is to explore and develop an understanding of how to hurdle safely, applying the correct technique.</p>

Year 5 Half-Termly Overview – Summer 2

<p style="text-align: center;">Music</p> 	<p>Music Unit: Reflect, Rewind and Replay</p> <p>Key Learning: Listening, appraising and performing prior songs in a consolidation of the learning unit.</p>	<p>Music Unit: Reflect, Rewind and Replay</p> <p>Key Learning: Listening, appraising and performing prior songs in a consolidation of the learning unit.</p>	<p>Music Unit: Reflect, Rewind and Replay</p> <p>Key Learning: Listening, appraising and performing prior songs in a consolidation of the learning unit.</p>	<p>Music Unit: Reflect, Rewind and Replay</p> <p>Key Learning: Listening, appraising and performing prior songs in a consolidation of the learning unit.</p>	<p>Music Unit: Reflect, Rewind and Replay</p> <p>Key Learning: Listening, appraising and performing prior songs in a consolidation of the learning unit.</p>	<p>Music Unit: Reflect, Rewind and Replay</p> <p>Key Learning: Listening, appraising and performing prior songs in a consolidation of the learning unit.</p>	<p>Music Unit: Reflect, Rewind and Replay</p> <p>Key Learning: Listening, appraising and performing prior songs in a consolidation of the learning unit.</p>
<p style="text-align: center;">MFL</p> 	<p>MFL Unit: Les Planetes (The Planets)</p> <p>Key Learning: To form sentences to explain where places are.</p>	<p>MFL Unit: Les Planetes (The Planets)</p> <p>Key Learning: To use adjectives to describe nouns.</p>	<p>MFL Unit: Les Planetes (The Planets)</p> <p>Key Learning: To understand how a regular -er verb changes.</p>	<p>MFL Unit: Les Planetes (The Planets)</p> <p>Key Learning: To identify verbs, nouns and adjectives in sentences.</p>	<p>MFL Unit: Les Planetes (The Planets)</p> <p>Key Learning: To identify feminine and masculine words.</p>	<p>MFL Unit: Les Planetes (The Planets)</p> <p>Key Learning: To practise the “u” sound in French.</p>	<p>MFL Unit: Les Planetes (The Planets)</p> <p>Key Learning: To practise the “u” sound in French.</p>