












Year 1 Half-Termly Overview – Summer 2



Subject	Week 1	Week 2	Week 3	Week 4	Week 5	Week 6
English-Reading 	<p>Text: Specific to phonics group</p> <p>Reading Skill: Decoding, fluency and comprehension</p>	<p>Text: Specific to phonics group</p> <p>Reading Skill: Decoding, fluency and comprehension</p>	<p>Text: Specific to phonics group</p> <p>Reading Skill: Decoding, fluency and comprehension</p>	<p>Text: Specific to phonics group</p> <p>Reading Skill: Decoding, fluency and comprehension</p>	<p>Text: Specific to phonics group</p> <p>Reading Skill: Decoding, fluency and comprehension</p>	<p>Text: Specific to phonics group</p> <p>Reading Skill: Decoding, fluency and comprehension</p>
English- Writing 	<p>Text: Phonics Based</p> <p>Key focus: Apply phonic knowledge to decode and spell words</p>	<p>Text: Leeds Castle Information</p> <p>Key focus: Non-chronological report</p>	<p>Text: Leeds Castle Information</p> <p>Key focus: Recount of day at Leeds Castle (Thank you letter)</p>	<p>Text: Queen's Knickers</p> <p>Key focus: Description</p>	<p>Text: Paper Bag Princess</p> <p>Key focus: Understanding thoughts and feelings of the character Narrative</p>	<p>Text: Paper Bag Princess</p> <p>Key focus: Narrative</p>
English- GPS 	<p>Grammar: Plurals</p> <p>Spelling rule: Adding suffixes -ing,- ed where no change is needed to the root word.</p>	<p>Grammar: Exclamation marks</p> <p>Spelling rule: Adding suffixes -er and -est where no change is needed to the root word.</p>	<p>Grammar: Capital letters</p> <p>Spelling rule: Words ending in -y e.g., family</p>	<p>Grammar: Commas for lists</p> <p>Spelling rule: Words ending in -ve</p>	<p>Grammar: Conjunctions</p> <p>Spelling rule: Prefixes un-</p>	<p>Grammar: Punctuation Conjunctions</p> <p>Spelling rule: Days of the week</p>
Mathematics 	<p>Maths unit: Money</p> <p>Key Learning: Compare different amounts of money.</p> <p>Adding and subtracting amounts of money.</p> <p>Exchange money for items.</p>	<p>Maths unit: Division and Multiplication</p> <p>Key Learning: Describe, create and represent arrays</p>	<p>Maths unit: Division and Multiplication</p> <p>Key Learning: Explore division as sharing</p> <p>Explore division as grouping</p> <p>Solve multiplication problems</p>	<p>Maths unit: Division and Multiplication</p> <p>Key Learning: Solve multiplication problems</p> <p>Doubling and halving</p> <p>Doubling and halving using money.</p>	<p>Maths unit: Capacity and Volume</p> <p>Key Learning: Developing understanding of halves and quarters</p> <p>Finding one quarter of a quantity</p> <p>Consolidation</p>	<p>Maths unit: Capacity and Volume</p> <p>Key Learning: Compare capacities using non-standard units</p> <p>Compare different volumes</p> <p>Apply understanding of halves and quarters to</p>

	Calculate change.					capacity. Using standard units of measure. Using length, weight and volume.
Science 	Science unit: Plants Key Learning: I can identify and name deciduous and evergreen trees.	Science unit: Plants Key Learning: I can sort a variety of plants.	Science unit: Seasonal change Key Learning: I can observe changes across the seasons (summer).	Science unit: Seasonal change Key Learning: I can observe how day length varies across the seasons.	Science unit: Consolidation of 'Animals including humans' Key Learning: I can name and describe a variety of common animals.	Science unit: Consolidation of 'Everyday materials' Key Learning: I can compare a variety of everyday materials.
Computing 	Computing unit: We are detectives Key Learning: I can explore a dataset and understand the structure of data.	Computing unit: We are detectives Key Learning: I can explore a dataset as virtual cards in Popplet.	Computing unit: We are detectives Key Learning: I can create a tree for identification of data.	Computing unit: We are detectives Key Learning: I can input data into an online form in order to create a table.	Computing unit: We are detectives Key Learning: I can create filters to identify subsets of the data.	Computing unit: We are detectives Key Learning: I can search a spreadsheet database to solve clues about the pirates.
History 	History unit: Kings, Queens & Castles Key Learning: I can explain what a monarch is and who the current monarch of the United Kingdom is.	History unit: Kings, Queens & Castles Key Learning: I can label the main parts of a castle and explain why monarchs built them.	History unit: Kings, Queens & Castles Key Learning: I can create a timeline of events from Queen Elizabeth II's life.	History unit: Kings, Queens & Castles Key Learning: I can explain who Queen Victoria was and where she lived.	History unit: Kings, Queens & Castles Key Learning: I can compare the castles and palaces that were important to Queen Elizabeth I.	History unit: Kings, Queens & Castles Key Learning: I can explain why King William I and the Battle of Hastings were significant.

Year 1 Half-Termly Overview – Summer 2

<p style="text-align: center;">Art</p> 	<p>Art Focus: Painting & mixed media</p> <p>Key Learning: To mix two primary colours to make shades of a secondary colour.</p> <p>To mix at least five different shades of my chosen secondary colour.</p> <p>To use my five mixed colours to create patterns and texture</p>	<p>Art Focus: Painting & mixed media</p> <p>Key Learning: To use my five mixed colours to create patterns and texture</p>	<p>Art Focus: Painting & mixed media</p> <p>Key Learning: To choose collage materials based on colour and texture.</p> <p>To describe how my choices, match my ideas.</p>	<p>Art Focus: Painting & mixed media</p> <p>Key Learning: To choose which materials and tools to use.</p>	<p>Art Focus: Painting & mixed media</p> <p>Key Learning: To talk about how I could improve my work.</p> <p>To describe how my choices, match my ideas.</p>	<p>Art Focus: Painting & mixed media</p> <p>Key Learning: To evaluate and improve artwork.</p>
<p style="text-align: center;">DT</p> 	<p>DT Unit: Structures - Windmills</p> <p>Key Learning:</p> <ul style="list-style-type: none"> I can create a stable structure I can use tools and equipment accurately to make part of a structure I can join parts of a structure I can evaluate a structure <p>Outcome:</p> <p>Children will create their own moving windmill using 2D nets to create a 3D structure.</p>					
<p style="text-align: center;">RE</p> 	<p>Key Question: What makes some places sacred?</p> <p>Key Learning: I can compare places of worship and notice how they are the same and different.</p>	<p>Key Question: What makes some places sacred?</p> <p>Key Learning: I know why places of worship are important to our community.</p>	<p>Key Question: How do we celebrate special times?</p> <p>Key Learning: What do you celebrate and why? What stories do your family tell?</p>	<p>Key Question: How do we celebrate special times?</p> <p>Key Learning: Why do Jewish people tell the story of Passover (Pesach) every year?</p>	<p>Key Question: How do we celebrate special times?</p> <p>Key Learning: What is Ramadan? What do Muslims celebrate at Eid-ul-Fitr?</p>	<p>Key Question: How do we celebrate special times?</p> <p>Key Learning: What is Shavuot and how do Jewish people celebrate this?</p>
<p style="text-align: center;">PSHE/RSE</p> 	<p>PSHE Unit: Growing and changing</p> <p>Key Learning: I can say 'no' to</p>	<p>PSHE Unit: Being my best</p> <p>Key Learning: I can recognise the</p>	<p>PSHE Unit: Being my best</p> <p>Key Learning: I can recognise how a</p>	<p>PSHE Unit: Being my best</p> <p>Key Learning: I can recognise the</p>	<p>PSHE Unit: Being my best</p> <p>Key Learning: I can recognise and use</p>	<p>PSHE Unit: Being my best</p> <p>Key Learning: I can recognise that</p>

Year 1 Half-Termly Overview – Summer 2

	unwanted touch and ask for help from a trusted adult.	importance of fruit and vegetables in my daily diet.	healthy variety of food can make us feel great.	importance of regular hygiene routines.	simple strategies for preventing the spread of diseases.	learning a new skill requires practice and the opportunity to fail, safely.
PE 	PE Unit: Health and wellbeing Key Learning: Pupils will understand what agility means and explore ways of being more 'agile' when moving.	PE Unit: Health and wellbeing Key Learning: The focus of the learning is to explore ways of being balanced and to understand why we need to be balanced when playing sport.	PE Unit: Health and wellbeing Key Learning: Pupils will understand what hand eye coordination means and will start to develop their throwing, bouncing and rolling skills to refining their hand eye coordination skills.	PE Unit: Health and wellbeing Key Learning: Pupils will perform a circuit to develop their application and understanding of agility.	PE Unit: Health and wellbeing Key Learning: Pupils will perform a circuit to develop their application and understanding of balance.	PE Unit: Health and wellbeing Key Learning: Pupils will perform a circuit to develop their application and understanding of coordination.
	PE Unit: Team building Key Learning: Pupils will understand why it is important to include everyone when working as a team and how it feels to be left out.	PE Unit: Team building Key Learning: Pupils will start to develop their communication skills, enabling them to create simple strategies to complete a challenge.	PE Unit: Team building Key Learning: Pupils will develop their communication skills to enable them to successfully complete a challenge.	PE Unit: Team building Key Learning: The focus of the learning is to continue to develop our cooperation and communication skills to help us successfully complete a challenge as a team.	PE Unit: Team building Key Learning: The focus of the learning is to explore simple strategies as a team.	PE Unit: Team building Key Learning: The focus of the learning is to explore simple strategies as a team to help us solve a problem.
Music 	Music Unit: Reflect, Rewind, Replay Key Learning: Listen and appraise	Music Unit: Reflect, Rewind, Replay Key Learning: Learn to sing a song	Music Unit: Reflect, Rewind, Replay Key Learning: Learn to sing a song with instruments	Music Unit: Reflect, Rewind, Replay Key Learning: Improvise with an instrument	Music Unit: Reflect, Rewind, Replay Key Learning: Perform and share	Music Unit: Reflect, Rewind, Replay Key Learning: Perform and share