













Year 4 Half-Termly Overview - Summer 1

Subject	Week 1	Week 2	Week 3	Week 4	Week 5	Week 6
English- Reading 	<p>Text: Threats to African Elephants</p> <p>Reading Skill: Vocabulary</p>	<p>Text: Threats to African Elephants</p> <p>Reading Skill: Retrieval</p>	<p>Text: The Great Elephant Chase</p> <p>Reading Skill: Vocabulary</p>	<p>Text: The Great Elephant Chase</p> <p>Reading Skill: Inference</p>	<p>Text: Heatwave Raises Lost 'Atlantis' Village</p> <p>Reading Skill: Progress Check</p>	<p>Heatwave Raises Lost 'Atlantis' Village</p> <p>Reading Skill: Progress Check</p>
English- Writing 	<p>Text: The Bicycle Spy</p> <p>Key focus: Diary Entry</p>	<p>Text: The Bicycle Spy</p> <p>Key focus: Diary Entry</p>	<p>Text: The Bicycle Spy</p> <p>Key focus: Diary Entry</p>	<p>Text: The Bicycle Spy</p> <p>Key focus: Diary Entry</p>	<p>Text: The Bicycle Spy</p> <p>Key focus: Diary Entry</p>	<p>Text: The Bicycle Spy</p> <p>Key focus: Diary Entry</p>
English- GPS 	<p>Grammar: Sentence Structure</p> <p>Spelling rule: Homophones</p>	<p>Grammar: Use of conjunctions</p> <p>Spelling rule: Homophones</p>	<p>Grammar: Uplevelling work</p> <p>Spelling rule: -eous endings</p>	<p>Grammar: Vocabulary</p> <p>Spelling rule: -ious endings</p>	<p>Grammar: Editing</p> <p>Spelling rule: Vowel suffixes</p>	<p>Grammar: Editing</p> <p>Spelling rule: Vowel suffixes</p>
Mathematics 	<p>Maths unit: Area and Perimeter</p> <p>Key Learning: Perimeter within rectangles and compound shapes</p>	<p>Maths unit: Area and Perimeter</p> <p>Key Learning: Area of a shape</p>	<p>Maths unit: Solving measure and money problems</p> <p>Key Learning: Converting between units of measure</p>	<p>Maths unit: Solving measure and money problems</p> <p>Key Learning: Solving measure problems</p>	<p>Maths unit: Solving measure and money problems</p> <p>Key Learning: Solving money problems</p>	<p>Maths unit: Solving measure and money problems</p> <p>Key Learning: Solving money problems</p>
Science 	<p>Science unit: Animals including humans</p> <p>Key Learning: To find out about the digestive system</p>	<p>Science unit: Animals including humans</p> <p>Key Learning: To identify the different teeth and</p>	<p>Science unit: Animals including humans</p> <p>Key Learning: To plan and carry out an investigation.</p>	<p>Science unit: Animals including humans</p> <p>Key Learning: To explore the different layers of</p>	<p>Science unit: Animals including humans</p> <p>Key Learning: To construct and interpret a variety of</p>	<p>Science unit: Animals including humans</p> <p>Key Learning: To explore and identify consumers, producers,</p>



Year 4 Half-Termly Overview - Summer 1

		describe their functions.		teeth.	food chains.	predators and prey.
<p style="text-align: center;">Computing</p> 	<p>Computing unit: Computational Thinking</p> <p>Key Learning: To apply decomposition and pattern recognition to solve problems.</p>	<p>Computing unit: Computational Thinking</p> <p>Key Learning: To explain and apply abstraction by identifying key details in a problem.</p>	<p>Computing unit: Computational Thinking</p> <p>Key Learning: To design an algorithm to support an everyday task.</p>	<p>Computing unit: Computational Thinking</p> <p>Key Learning: To apply and reflect on computational thinking skills while creating a Scratch project.</p>	<p>Computing unit: Computational Thinking</p> <p>Key Learning: To evaluate a remixed program by reflecting on the effectiveness of computational thinking.</p>	<p>Computing unit: Computational Thinking</p> <p>Key Learning: To evaluate a remixed program by reflecting on the effectiveness of computational thinking.</p>
<p style="text-align: center;">History</p> 						
<p style="text-align: center;">Geography</p> 	<p>Geography unit: Ile-de-France</p> <p>Key Learning: To use lines of latitude and longitude to describe position.</p>	<p>Geography unit: Ile-de-France</p> <p>Key Learning: To investigate the key geographical features of my region.</p>	<p>Geography unit: Ile-de-France</p> <p>Key Learning: To identify and locate some of the countries and capital cities of Europe.</p>	<p>Geography unit: Ile-de-France</p> <p>Key Learning: To locate and describe some physical and human features of France.</p>	<p>Geography unit: Ile-de-France</p> <p>Key Learning: To identify the human and physical features of Ile de France.</p>	<p>Geography unit: Ile-de-France</p> <p>Key Learning: To compare the key features of settlements in Ile de France to those in my own region.</p>

Year 4 Half-Termly Overview - Summer 1

<p style="text-align: center;">Art</p> 	<p style="text-align: center;">Art Focus: Sculpture and 3D</p> <p style="text-align: center;">Key Learning: Anglo Saxon Craft and Designer Study</p>	<p style="text-align: center;">Art Focus: Sculpture and 3D</p> <p style="text-align: center;">Key Learning: Anglo Saxon Craft and Designer Study</p>	<p style="text-align: center;">Art Focus: Sculpture and 3D</p> <p style="text-align: center;">Key Learning: To use more complex techniques to shape materials. To draw a simple design for a three dimensional piece.</p>	<p style="text-align: center;">Art Focus: Sculpture and 3D</p> <p style="text-align: center;">Key Learning: To use tools and my hands to carve, model and refine my sculpture. To work safely with the carving tools.</p>	<p style="text-align: center;">Art Focus: Sculpture and 3D</p> <p style="text-align: center;">Key Learning: To use tools and my hands to carve, model and refine my sculpture. To work safely with the carving tools.</p>	<p style="text-align: center;">Art Focus: Sculpture and 3D</p> <p style="text-align: center;">Key Learning: To evaluate my final sculpture</p>
<p style="text-align: center;">RE</p> 	<p style="text-align: center;">Key Question: What does it mean to be a Hindu in Britain today?</p> <p style="text-align: center;">Key Learning: How do Hindus show their faith?</p>	<p style="text-align: center;">Key Question: What does it mean to be a Hindu in Britain today?</p> <p style="text-align: center;">Key Learning: How and why do many Hindu's perform puja?</p>	<p style="text-align: center;">Key Question: What does it mean to be a Hindu in Britain today?</p> <p style="text-align: center;">Key Learning: What is Dharma?</p>	<p style="text-align: center;">Key Question: What does it mean to be a Hindu in Britain today?</p> <p style="text-align: center;">Key Learning: What does the Ramayana tell many Hindus about Dharma?</p>	<p style="text-align: center;">Key Question: What does it mean to be a Hindu in Britain today?</p> <p style="text-align: center;">Key Learning: How and why do many Hindus celebrate Diwali?</p>	<p style="text-align: center;">Key Question: What does it mean to be a Hindu in Britain today?</p> <p style="text-align: center;">Key Learning: How and why do many Hindus celebrate Diwali?</p>
<p style="text-align: center;">PSHE/RSE</p> 	<p style="text-align: center;">PSHE Unit: Being my best</p> <p style="text-align: center;">Key Learning: What makes me me!</p>	<p style="text-align: center;">PSHE Unit: Being my best</p> <p style="text-align: center;">Key Learning: Making choices</p>	<p style="text-align: center;">PSHE Unit: Being my best</p> <p style="text-align: center;">Key Learning: SCARF Hotel</p>	<p style="text-align: center;">PSHE Unit: Being my best</p> <p style="text-align: center;">Key Learning: Harold's Seven R's</p>	<p style="text-align: center;">PSHE Unit: Being my best</p> <p style="text-align: center;">Key Learning: My school community</p>	<p style="text-align: center;">PSHE Unit: Being my best</p> <p style="text-align: center;">Key Learning: Basic First Aid</p>
<p style="text-align: center;">PE</p> 	<p style="text-align: center;">PE Unit: Tennis</p> <p style="text-align: center;">Key Learning: To develop my understanding of how we can win a game of tennis.</p>	<p style="text-align: center;">PE Unit: Tennis</p> <p style="text-align: center;">Key Learning: To learn to develop racket control.</p>	<p style="text-align: center;">PE Unit: Tennis</p> <p style="text-align: center;">Key Learning: To learn how to introduce the backhand shot</p>	<p style="text-align: center;">PE Unit: Tennis</p> <p style="text-align: center;">Key Learning: To develop the use of forehand and backhand shots applying these in game situations</p>	<p style="text-align: center;">PE Unit: Tennis</p> <p style="text-align: center;">Key Learning: To bring the orienteering topic together into a competition.</p>	<p style="text-align: center;">PE Unit: Tennis</p> <p style="text-align: center;">Key Learning: To bring the orienteering topic together into a competition.</p>

Year 4 Half-Termly Overview - Summer 1

	<p>PE Unit: OAA</p> <p>Key Learning: To introduce the concept of a map or a plan and to be able to use a key correctly to help us navigate.</p>	<p>PE Unit: OAA</p> <p>Key Learning: To look at what makes an effective team with the focus on communication.</p>	<p>PE Unit: OAA</p> <p>Key Learning: To orientate a map, locate points on the map, then travel to them and record what they find.</p>	<p>PE Unit: OAA</p> <p>Key Learning: To orientate a map and locate points on the map in a set order.</p>	<p>PE Unit: OAA</p> <p>Key Learning: To orientate a map and locate points on the map in a set order</p>	<p>PE Unit: OAA</p> <p>Key Learning: To bring the orienteering topic together into a competition.</p>
<p>Music</p> 	<p>Music Unit: Blackbird</p> <p>Key Learning: To listen and appraise the song</p>	<p>Music Unit: Blackbird</p> <p>Key Learning: To listen and appraise the song</p>	<p>Music Unit: Blackbird</p> <p>Key Learning: To learn to sing the song</p>	<p>Music Unit: Blackbird</p> <p>Key Learning: To play your instruments along with the song</p>	<p>Music Unit: Blackbird</p> <p>Key Learning: To play your instruments along with the song</p>	<p>Music Unit: Blackbird</p> <p>Key Learning: To play your instruments along with the song</p>
<p>MFL</p> 	<p>MFL Unit: French Food - Miam, Miam!</p> <p>Key Learning: To order food and drink in a French café</p>	<p>MFL Unit: French Food - Miam, Miam!</p> <p>Key Learning: To manage money in French</p>	<p>MFL Unit: French Food - Miam, Miam!</p> <p>Key Learning: French Shops</p>	<p>MFL Unit: French Food - Miam, Miam!</p> <p>Key Learning: French Food</p>	<p>MFL Unit: French Food - Miam, Miam!</p> <p>Key Learning: French Food - le menu</p>	<p>MFL Unit: French Food - Miam, Miam!</p> <p>Key Learning: French Food - le men</p>