









Year 5 Half-Termly Overview - Summer 1

Subject	Week 1	Week 2	Week 3	Week 4	Week 5	Week 6
English-Reading 	Text: Poetry - Once upon a star by James Carter Reading Skill: Word meaning	Text: Poetry - Once upon a star by James Carter Reading Skill: Word meaning	Text: Non-fiction information text - Harry Houdini by Laura Lodge Reading Skill: Retrieval	Text: Non-fiction information text - Harry Houdini by Laura Lodge Reading Skill: Retrieval	Text: Fiction - The Nowhere Emporium by Ross MacKenzie Reading Skill: Inference	Text: Fiction - The Nowhere Emporium by Ross MacKenzie Reading Skill: Inference
English-Writing 	Text: Holes Key focus: To write an informal letter.	Text: Holes Key focus: To write an informal letter.	Text: Holes Key focus: To plan and write a formal persuasive letter.	Text: Holes Key focus: To plan and write a formal persuasive letter.	Text: Holes Key focus: To plan and write a formal persuasive letter.	Text: Holes Key focus: To describe the dangers of Camp Green Lake.
English- GPS 	Grammar: Vocabulary and word classes. Spelling rule: Homophones	Grammar: Informal writing: using contractions and vocabulary choices. Spelling rule: Homophones	Grammar: Using a range of cohesive devices within and across paragraphs. Spelling rule: Adding suffixes to words ending in -fer	Grammar: Using semi-colons to mark the boundary between two main clauses. Spelling rule: Adding suffixes to words ending in -fer	Grammar: Subject-verb agreement Spelling rule: Silent letters	Grammar: Word classes Spelling rule: -ate, -ise and -ify word endings





Year 5 Half-Termly Overview - Summer 1

<p>Mathematics</p> 	<p>Maths unit: Transformations</p> <p>Key Learning: Reflection: identify, represent and describe a position after reflection</p> <p>use coordinates to describe a position after reflection</p> <p>reflect a shape across the x-axis or y-axis</p> <p>explore reflections and translations</p>	<p>Maths unit: Converting Units</p> <p>Key Learning: convert between seconds, minutes and hours</p> <p>convert between units of time</p> <p>convert between units of length</p> <p>convert between metric units of length</p>	<p>Maths unit: Converting Units</p> <p>Key Learning: convert between units of length in the context of perimeter</p> <p>convert between miles and kilometres</p> <p>convert between grams, kilograms and tonnes</p> <p>understand pounds and convert kilograms to pounds</p>	<p>Maths unit: Calculating with whole numbers and decimals</p> <p>Key Learning: represent decimal numbers in a variety of ways</p> <p>multiply decimal numbers by 10, 100 and 1,000</p> <p>multiply and divide by 10, 100 and 1,000, involving decimal numbers</p> <p>derive addition and subtraction calculations involving decimal numbers.</p>	<p>Maths unit: Calculating with whole numbers and decimals</p> <p>Key Learning: use a formal written method to add decimals</p> <p>use a formal written method to subtract decimals</p> <p>use a range of strategies to add and subtract involving decimal numbers</p> <p>apply addition and subtraction involving decimal numbers</p>	<p>Maths unit: Calculating with whole numbers and decimals</p> <p>Key Learning:</p> <p>apply addition and subtraction involving decimal numbers</p> <p>Solving problems involving multiplying decimals</p> <p>Use a written method to multiply decimal numbers</p> <p>Explore strategies to multiply decimal numbers</p>
<p>Science</p> 	<p>Science unit: Animals including humans</p> <p>Key Learning: Pre-learning task and investigation of our new topic's knowledge organiser.</p>	<p>Science unit: Animals including humans</p> <p>Key Learning: To describe the human life cycle.</p>	<p>Science unit: Animals including humans</p> <p>Key Learning: To understand how a foetus develops in the womb.</p>	<p>Science unit: Animals including humans</p> <p>Key Learning: To describe what happens when I am a teenager.</p>	<p>Science unit: Animals including humans</p> <p>Key Learning: To describe what happens when I become a senior.</p>	<p>Science unit: Animals including humans</p> <p>Key Learning: Post-task and recap of unit.</p>

Year 5 Half-Termly Overview - Summer 1

<p>Computing</p> 	<p>Computing unit: Stop motion animation</p> <p>Key Learning: To understand what animation is.</p>	<p>Computing unit: Stop motion animation</p> <p>Key Learning: To understand what stop motion animation is.</p>	<p>Computing unit: Stop motion animation</p> <p>Key Learning: To understand and plan a stop motion video.</p>	<p>Computing unit: Stop motion animation</p> <p>Key Learning: To understand and create a stop motion animation.</p>	<p>Computing unit: Stop motion animation</p> <p>Key Learning: To understand and edit my stop motion animation.</p>	<p>Computing unit: Online safety</p> <p>Key Learning: Online bullying.</p>
<p>Geography</p> 	<p>Geography unit: North America</p> <p>Key Learning: To identify and show the location of key geographical features and landmarks within the UK and my region.</p>	<p>Geography unit: North America</p> <p>Key Learning: To compare Canada, USA and Mexico using geographical vocabulary</p>	<p>Geography unit: North America</p> <p>Key Learning: To use maps and atlases to identify the regions and states of the USA</p>	<p>Geography unit: North America</p> <p>Key Learning: To explain and compare the main economic activity in different states in the Western United States.</p>	<p>Geography unit: North America</p> <p>Key Learning: To name the physical features of a river and compare the Colorado River with the Thames.</p>	<p>Geography unit: North America</p> <p>Key Learning: To name the features of a mountain and compare the Rocky Mountains with mountains in the UK.</p>
<p>Art</p> 	<p>Art Focus: Craft and Design</p> <p>Key Learning: Artist Study: Friedensreich Hundertwasser</p>	<p>Art Focus: Craft and Design</p> <p>Key Learning: Artist Study: Friedensreich Hundertwasser</p>	<p>Art Focus: Craft and Design</p> <p>Key Learning: To apply an understanding of architecture to design a building. To extend design ideas through research and sketchbook use.</p>	<p>Art Focus: Craft and Design</p> <p>Key Learning: To apply observational drawing skills to interpret forms accurately.</p>	<p>Art Focus: Craft and Design</p> <p>Key Learning: To apply composition skills to develop a drawing into print.</p>	<p>Art Focus: Craft and Design</p> <p>Key Learning: To apply composition skills to develop a drawing into print.</p>
<p>DT</p>	<p style="text-align: center;">DT Unit: Food - What could be healthier? Key Learning: To explain how ingredients are reared and processed. To make adaptations to design a recipe. To evaluate nutritional content.</p>					

Year 5 Half-Termly Overview - Summer 1

	<p>To practise food preparation skills. To design a product label. To follow and make an adapted recipe.</p>					
<p style="text-align: center;">RE</p> 	<p>Key Question: What does it mean to be a Muslim in Britain?</p> <p>Key Learning: To understand what helps Muslims through the journey of life.</p>	<p>Key Question: What does it mean to be a Muslim in Britain?</p> <p>Key Learning: To understand what the key belief of Muslims is and how this affects their life.</p>	<p>Key Question: What does it mean to be a Muslim in Britain?</p> <p>Key Learning: To understand why prayer matters to Muslims?</p>	<p>Key Question: What does it mean to be a Muslim in Britain?</p> <p>Key Learning: To understand why charity is important to Muslims. How is charity important to you?</p>	<p>Key Question: What does it mean to be a Muslim in Britain?</p> <p>Key Learning: To understand why Muslims fast.</p>	<p>Key Question: What does it mean to be a Muslim in Britain?</p> <p>Key Learning: To understand why Muslims want to go on pilgrimage.</p>
<p style="text-align: center;">PSHE/RSE</p> 	<p>PSHE Unit: Being My Best</p> <p>Key Learning: To explain what is meant by being part of a community.</p>	<p>PSHE Unit: Being My Best</p> <p>Key Learning: To identify people who are responsible for helping me keep healthy and safe.</p>	<p>PSHE Unit: Being My Best</p> <p>Key Learning: To recognise that the way people are portrayed in the media isn't always an accurate reflection of them in real life.</p>	<p>PSHE Unit: Being My Best</p> <p>Key Learning: To identify strengths and talents.</p>	<p>PSHE Unit: Being My Best</p> <p>Key Learning: To recognise the importance of first aid.</p>	<p>PSHE Unit: Being My Best</p> <p>Key Learning: To explain how one organ functions and how it contributes to the health of my body.</p>
<p style="text-align: center;">PE</p> 	<p>PE Unit: Tennis</p> <p>Key Learning: To develop an understanding of how a game of tennis can be won using a racket.</p>	<p>PE Unit: Tennis</p> <p>Key Learning: To continue to develop racket technique, exploring a new shot (the volley).</p>	<p>PE Unit: Tennis</p> <p>Key Learning: To develop the volley shot, thinking about where we hit the ball and why we are hitting it there.</p>	<p>PE Unit: Tennis</p> <p>Key Learning: To explore how to control the game from the beginning (serve) by thinking about how and</p>	<p>PE Unit: Tennis</p> <p>Key Learning: To explore how the game changes when played in pairs (doubles).</p>	<p>PE Unit: Tennis</p> <p>Key Learning: The focus of the learning is to bring together the suggested sequence of learning into a level 1</p>



Year 5 Half-Termly Overview - Summer 1



	To recognise that verbs take different forms and to find infinitive verbs in a dictionary.	To begin to recognise some regular verbs in the present tense..	To recognise that verbs take different forms and to find infinitive verbs in a dictionary.	To know that some verbs do not follow regular patterns.	To build and deliver a short presentation choosing and using a range of action verbs.	To build and deliver a short presentation choosing and using a range of action verbs.
--	--	---	--	---	---	---